
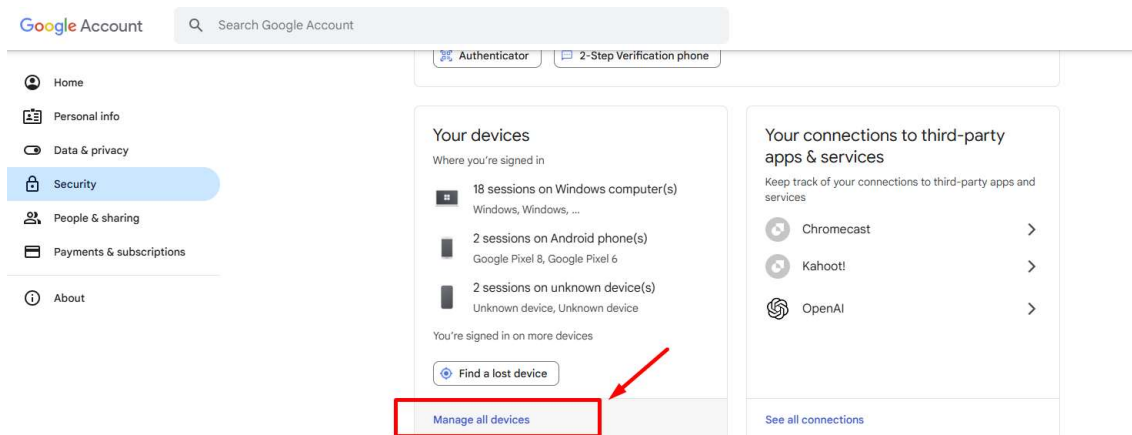


Upute za odjavu računa sa svih uređaja

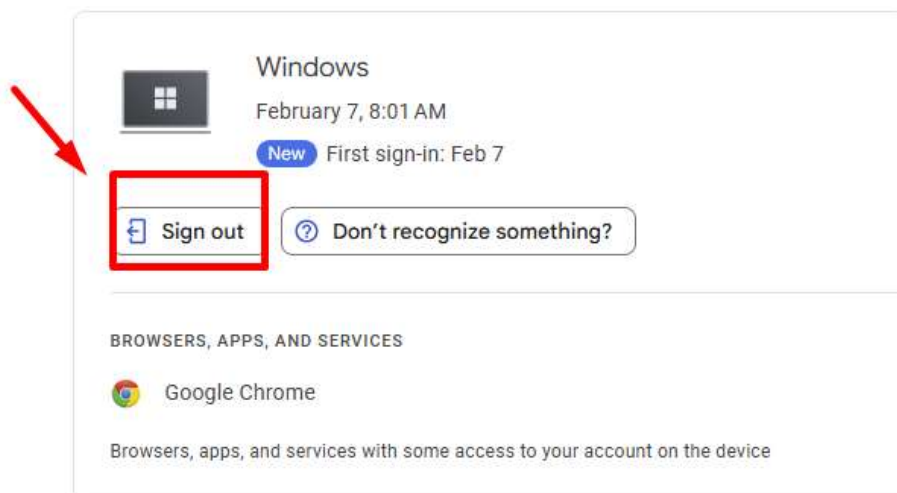
1. Nakon prijave u preglednik sa računom potrebno je odabrati Manage your Google Account



2. Odabrati Security i kliknuti na manage all devices

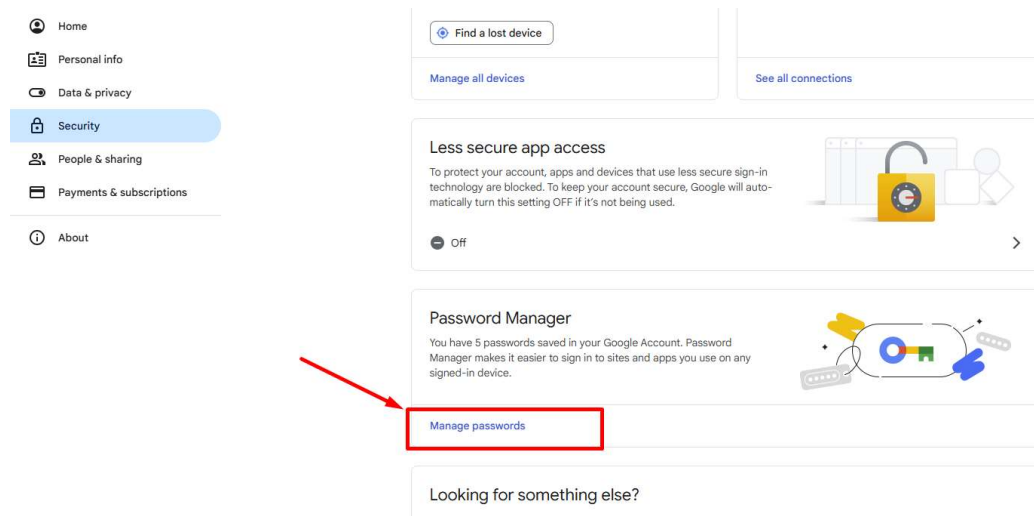


3. Nakon odabira uređaja odabrati Sign out



## Provjera Password Manager

U istom prozoru Security odabrati Manage passwords



1. Provjeriti da li se na popisu nalaze stranice koje ste koristi, koje niste koristili potrebno je izbrisati.


## ← Password Manager



See, change, or remove passwords you saved in your Google Account. [Learn more](#)

### Password Checkup




Check your saved passwords to strengthen your security.



[Go to Password Checkup](#)

### 3 sites and apps

Search passwords

 aaiedu.hr	>
 certilia.com	>
 unin.hr	>